




Photography: John Blythe Styling: Tina de Bono



As a freelance designer Adam Dawe is able to apply himself to virtually any creative project. From fashion sets to exhibition work, some of his recent projects include work for Italian Vogue, Miu Miu and Red or Dead. As well as working on fantastical concepts, however, he enjoys the more down-to-earth aspect of interior design. "You have to be equally creative but in a different way," he explained. "For example, a black rubber latex bedroom might be ideal for a magazine shoot but when it comes to people's homes, you have to think more long term and remember that they have to live with the look."

His own flat in Notting Hill is a combination of boldness and restraint. The space has been completely redefined to produce a



Space Project

Designer Adam Dawe has resculpted his flat to maximise space, light and efficiency.

Feature by Abigail Johnson.

highly efficient home, marrying clean-lines and modern materials with original architecture. Once the principle living room of a terraced property, the first floor flat had comprised three small bedrooms, a living room, kitchen and bathroom. By removing the suspended ceiling, revealing the original, ornate cornice, and knocking down all the partition walls, Adam gave himself an empty shell which he could re-mould to suit his lifestyle.

"I wanted to maximise the living space, while making the other rooms as practical as possible for their size," he said. This has been achieved by designing a central utility block, flanked by a very spacious living room on one side which benefits from the original French windows to the balcony, and a main bedroom on the other. As removing the ceiling gave him an extra 4m of height, he was able to build a mezzanine on top of the kitchen with stairs up from the living room which it overlooks, providing a useful guest bedroom.

The flat has a contemporary feel while being sympathetic to its original features. The walls are painted white which provides a blank canvas for introducing different moods: a room can be instantly warmed up or cooled down by using orange or lilac

MAIN PICTURE: Clever planning and careful choice of colour and materials have made the tiny kitchen bright and functional.

TOP: Flat-fronted units have been adapted with long bar handles to complement those on the appliances. The doors of the wall units fold upwards out of harm's way, making them a practical choice for such a small room.

ABOVE: Stairs lead up to a mezzanine which overlooks the living room.



“I wanted to maximise the living space, while making the other rooms as practical as possible for their size,”

lighting. As different lighting rings have been incorporated in the design, the focal points within each room can also be varied to suit the occasion.

Amtico flooring in a maple effect has been used throughout, providing a tough, practical surface with a warm appearance. “The advantage Amtico has over wood is that it is less noisy to walk on, an important consideration in a flat,” explained Adam. “The wood look is very convincing but the floor doesn’t suffer from movement and doesn’t require maintenance.” Other features which are carried through the rooms are Jasper Morrison chrome door handles, recessed halogen downlights and chrome light switches. “Detail is everything,” said Adam simply.

The kitchen, at only 1.9 x 2.4m, is tiny but doesn’t feel cramped due to the materials and finishes. The white semi-gloss, flat-fronted units have been adapted with long bar handles, sourced by Adam, to complement those on the bank of Smeg stainless steel appliances down one side of the room. The retro-inspired wall units are a practical choice as the doors fold upwards, so there is no danger of banging your head on a door left open in this small space. The circular Blanco sink was chosen partly for aesthetic reasons but

also because an ordinary sink would be too deep for the space. The worktop and units have had to be cut off at the back to fit the room, leaving a comfortable amount of floor space.

Next to the kitchen, the en suite bathroom leads off the main bedroom and is also deceptively small. Large mirrors help maximise the light and sense of space, while the curved contours of the fittings make it easy to manoeuvre without banging into sharp edges. Mosaic unglazed tiles from floor to ceiling help make the room feel more spacious and are easy to keep clean. Warmth is introduced through the use of curved maple on the counter top around the basin and the maple-effect flooring.

The adjacent tiny shower room was as small as Adam could get away with, yet still manages to incorporate a shower, loo, basin and storage shelves. In both bathrooms, concealed cisterns make for a more streamlined look and easier cleaning, while the lack of pedestal or vanity unit below the basins gives them a lighter appearance and makes the most of the floor space.



“Buying this flat was a gamble,” admitted Adam. “I could visualise how it would look when renovated but changing it around was a huge project. Luckily it has paid off as it now functions so well.”

MAIN PICTURE: The en suite bathroom has a clean, functional feel with contemporary fittings and surfaces which are easy to maintain.

RIGHT: In the shower room a simple, circular basin is set off by the starkly contemporary tap.

BELOW: Although the bathroom is quite small, a sense of space is easily achieved by the use of large mirrors and light colours.

BOTTOM: The tiny shower room has a bright and spacious feel, and continues the theme of mosaic tiling and white metal fittings used in the bathroom.



USEFUL CONTACTS

Design by:

Adam Dawe. Tel: 0958 200268.

Flooring:

Amtico. Tel: 0800 667766.

Appliances:

Smeg. Tel: 08708 437373:

Sink:

Blanco. Tel: 020 8452 3399.

Bathroom Fittings:

Colourwash Bathrooms. Tel: 020 8944 9666.

